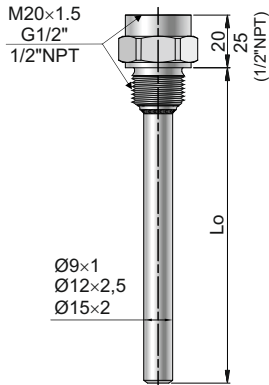
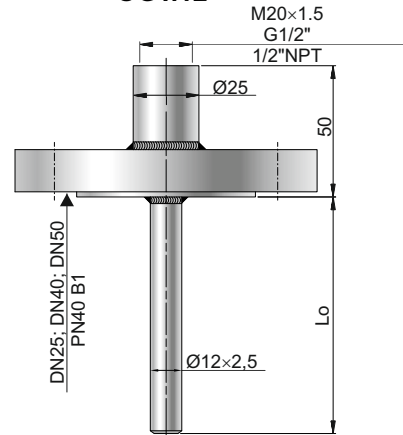


WELDED THERMOWELLS

OG2.9; OG2.12; OG2.15



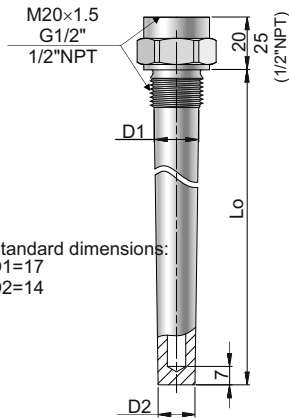
OGT.12



Standard material: (pipe/connectors, flanges) stainless steel 316Ti/316L, others on request

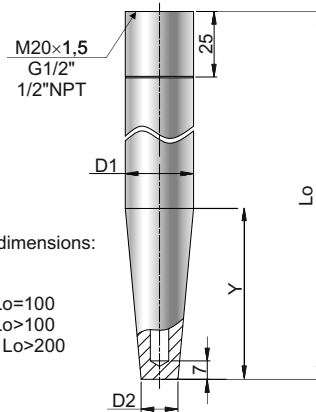
DRILLED THERMOWELLS

SWG



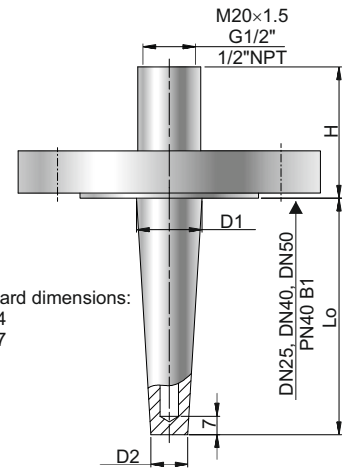
Standard dimensions:
D1=17
D2=14

SW2



Standard dimensions:
D1=24h7
D2=14
Y=35 for Lo=100
Y=65 for Lo>100
Y=125 for Lo>200

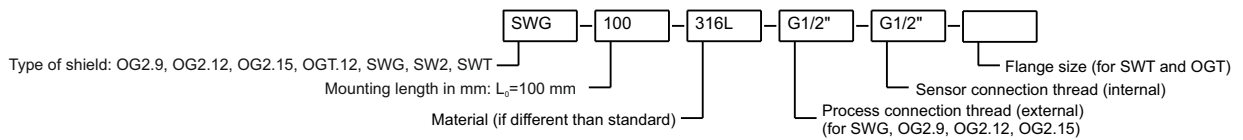
SWT



Standard dimensions:
D1=24
D2=17
H=50

Standard material: stainless steel 316L, others on request

Ordering procedure



Thermowell length	Sensor length L
OG2 (M20×1,5/G1/2")	L=Lo+20
OG2 (1/2"NPT)	L=Lo+35
OG3 (M20×1,5/G1/2")	L=Lo+50
OG3 (1/2"NPT)	L=Lo+60
OGT (M20×1,5/G1/2")	L=Lo+50
SWG (M20×1,5/G1/2")	L=Lo+15
SWG (1/2"NPT)	L=Lo+30
SW2 (M20×1,5/G1/2")	L=Lo-5
SWT (M20×1,5/G1/2")	L=Lo+45